

TAKSTAR® 得胜



DF-2

数字反馈抑制器

Digital Feedback Suppressor

使用手册 | User Manual

DF-2 数字反馈抑制器

■ 前言

感谢您选购得胜DF-2数字反馈抑制器,为了您能够更好地了解使用本产品,建议您在使用前仔细阅读本说明书。

若存在有疑问或者您有宝贵的建议,可通过拨打得胜官方服务热线400 6828 333或微信扫描二维码关注得胜官方公众号与我们联系。



■ 产品特性

- 2路复合卡侬输入、1路6.35非平衡输出、1路XLR平衡输出;
- 传声增益提升量5-14dB,抑制啸叫增益6dB;
- 支持反馈状态和直通模式一键切换功能;
- 背板带有降噪开关,开启可降低环境噪声;
- 参量均衡和数字移频两重高速反应抑制防啸叫,话筒传声原音原声全保真;
- 自适应激励美化人声效果;
- 采用全新的削波技术净化话筒人声,字准腔圆;
- 无需做复杂的调试,开启电源立即可以进入会议。

■ 适用范围

会议、演出、演讲、报告厅等

■ 产品配置

反馈抑制器.....	1台
电源线.....	1根
说明书.....	1份

DF-2 数字反馈抑制器

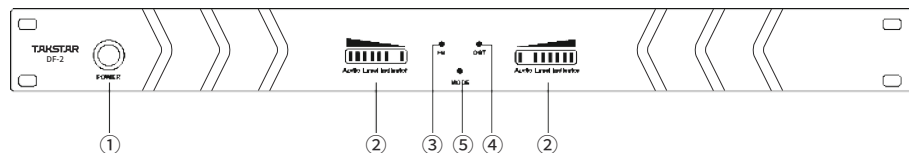
■ 技术参数

- 反馈移频量:5Hz±1Hz
- 传声增益提升量:5-14dB
- 抑制啸叫增益:6dB
- 电源供电:AC 220V 50-60/Hz
- 尺寸(W*D*H):440×200×44mm
- 重量:2.7KG

注:以上数据由得胜实验室测试得到,并拥有最终解释权!

■ 功能示意

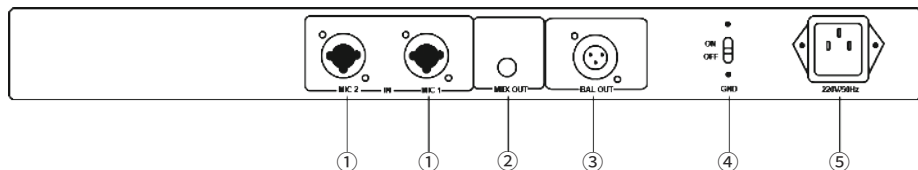
前面板



- ① 电源开关(POWER):按此开关,接通电源,再按此开关,则切断电源。
- ② 话筒输入电平指示灯:话筒输入信号电平指示,根据话筒信号大小动态显示。
- ③ 反馈指示灯(FB):按下“MODE”按键切换到反馈模式时该指示灯常亮绿灯。
- ④ 直通指示灯(OST):弹起“MODE”按键切换到非反馈状态时该指示灯常亮红灯。
- ⑤ 反馈状态切换开关(MODE):按下进入反馈模式,弹起进入直通模式。

DF-2 数字反馈抑制器

背面板



- ① MIC输入接口:该接口为复合接口,平衡卡侬输入和6.35非平衡输入两种输入接口。
- ② 话筒信号输出接口 (MIX OUT):6.35非平衡话筒信号混合输出接口。
- ③ 话筒信号输出接口 (BAL OUT):平衡话筒信号混合输出接口。
- ④ 降噪开关:开关拨动到“ON”位置,开启降噪功能,开关拨动到“OFF”位置,关闭降噪功能。
- ⑤ 电源接口:220V/50Hz市电通过电源线插入该接口为反馈抑制器供电。

■ 安全警示

为避免电击、高温、着火、辐射、爆炸、机械危险以及使用不当等可能造成的人身伤害或财产损失,使用本产品前,请仔细阅读并遵守以下事项:

1. 使用产品时请确认所连设备与本产品是否匹配以及合理调整音量大小,不要在超过产品功率及大音量下长时间使用,以免造成产品异常;
2. 使用中若发现有异常(如冒烟、异味等),请立即关闭电源开关并拔掉电源插头,然后将产品送售后服务网点检修;
3. 本产品及配件都应放置在室内干燥通风处,请勿长期存放在潮湿、灰尘多的环境,使用中避免靠近火源、雨淋、进水、过度碰撞、抛掷、振动本机及覆盖通风孔,以免损坏其功能;
4. 若产品需要固定于墙壁或天花板时,请确保固定到位,防止因固定强度不足导致产品发生跌落危险;
5. 使用该产品时需遵守相关安全规定,法律法规明确禁止使用场合请勿使用本产品,以免导致意外事故;
6. 请不要自行拆机改装或维修,以防止出现人身伤害,如有问题或服务需求请联系当地售后服务网点跟进处理。

DF-2 数字反馈抑制器

■ 关于图标含义解释



此符号表示，根据WEEE指令(2012/19/EU)和国家法律，由于这种类型的废弃物会有潜在的有害物质，可能对环境 and 人类健康产生负面影响，所以本产品不应与您的家庭垃圾一起处置，

应将本产品应交由授权的电气和电子设备 (WEEE) 回收站回收。同时，您在正确处理本产品的同时将有助于自然资源的有效利用。如需了解更多有关您可以在何处放置废物回收设备的信息，请联系您当地的城市办事处、废物管理局或家庭废物处理服务部门。

■ 关于本说明书

本说明书中内容符合截止印刷之日的技术规格。由于得胜公司会不断改进产品，本说明书可能不符合您的特定产品的技术规格。要获取最新版说明书，请访问得胜官网，然后下载说明书文件。技术规格、设备或另售的附件在各个地区可能有所不同，如有问题请与当地得胜销售网点确认。如需更多支持和深层产品信息，请浏览得胜官方网站：<https://www.takstar.com>

版权所有 ©2025 得胜。得胜、TAKSTAR及其各自标志是得胜公司在中国和/或其他国家/地区的注册商标或商标。所有其它商标均是其各自所有者的财产。

DF-2 Digital Feedback Suppressor

■ Preface

Dear Customer,

Thanks for purchasing our product. Read this manual thoroughly for proper use.

If you have any questions or suggestions, please contact our local sales service.

■ Features

- Inputs/Outputs: 2 composite XLR inputs, 1 unbalanced 6.35mm output, 1 balanced XLR output.
- Gain: 5-14dB enhancement; 6dB feedback suppression.
- Mode Switching: One-key toggle between feedback and bypass modes.
- Noise Reduction: Rear panel noise reduction switch to lower ambient noise.
- Dual High-Speed Suppression: Parametric EQ and digital shifting for clear sound.
- Adaptive Excitation: Improves vocal clarity.
- New Clipping Technology: Purifies vocal output.
- User-Friendly: Plug and play, ready to use with no complex setup.

■ Applications

Meetings, performances, speeches, and auditoriums.

■ Package Contents

1 × Feedback Suppressor

1 × Power Cord

1 × User Manual

DF-2 Digital Feedback Suppressor

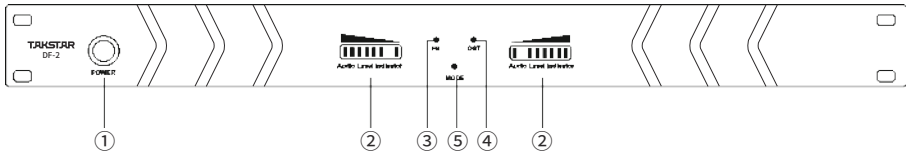
■ Specifications

- Feedback Shift Frequency: 5Hz ± 1Hz
- Mic Gain Enhancement: 5-14dB
- Feedback Suppression Gain: 6dB
- Power Supply: AC 220V 50-60Hz
- Dimensions (W×D×H): 440 × 200 × 44mm
- Weight: 2.7kg

Note: The above data are measured by Takstar laboratory which has the final interpretation right!

■ Function Descriptions

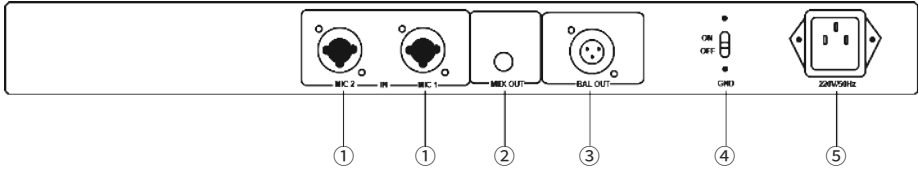
Front Panel Functions



- ① Power Switch (POWER): Press to turn on the power; press again to turn off.
- ② Mic Input Level Indicator: Displays the dynamic level of the mic input signal.
- ③ Feedback Indicator (FB): Illuminates green when the MODE button is pressed to enter feedback mode.
- ④ Direct Pass Indicator (OST): Illuminates red when the MODE button is released to return to non-feedback mode.
- ⑤ Feedback Mode Switch (MODE): Press to activate feedback mode; release to enter bypass mode.

DF-2 Digital Feedback Suppressor

Rear Panel Functions



- ① MIC Input Interface: A composite interface for balanced XLR input and unbalanced 6.35mm input.
- ② Mic Signal Output (MIX OUT): Unbalanced 6.35mm mixed output for mic signals.
- ③ Mic Signal Output (BAL OUT): Balanced mixed output for mic signals.
- ④ Noise Reduction Switch: Set to ON to activate noise reduction; set to OFF to deactivate.
- ⑤ Power Interface: Connects to AC power supply (220V/50Hz) to power the feedback suppressor.

DF-2 Digital Feedback Suppressor

■ Safety Instructions

To avoid electric shock, overheat, fire, radiation, explosion, mechanical risk and injury or property loss due to improper use, please read and observe the following items before use:

1. Please check if the power of the connected equipment matches with that of this product before operation. Adjust the volume to proper level during operation. Do not operate at over-power or high-volume level for extended time to avoid product malfunction.
2. If there is any abnormality during use (e.g., smoke, strange odor), please kill the power switch and unplug from power source, then send the product to the local after-sales service for repair.
3. Keep this product and its accessories in a dry and ventilated area. Do not store in a humid or dusty area for extended time. Keep away from fire, rain, liquid intrusion, bumping, throwing, vibrating, or from blocking any ventilation openings, to prevent malfunction.
4. The product must, when installed on walls or ceilings, be fixed firmly in place at adequate strength to prevent from falling.
5. Please abide by safety rules during operation. Do not use the product in places prohibited by laws or regulations to avoid accident.
6. Do not disassemble or repair the product by yourself to avoid injury. If you have any questions or require any services, please contact our local after-sales service.

DF-2 Digital Feedback Suppressor

■ Label Meanings



This symbol indicates that this product should not be disposed of with your household waste, according to the WEEE directive (2012/19/EU) and your national law. This product should be handed over to an authorized collection site for recycling waste electrical and electronic equipment (WEEE). Improper handling of this type of waste could have a possible negative impact on the environment and human health due to potentially hazardous substances that are generally associated with WEEE. At the same time, your cooperation in the correct disposal of this product will contribute to the effective usage of natural resources. For more information about where you can drop off your waste equipment for recycling, please contact your local city office, waste authority, or your household waste disposal service.

■ About This Manual

This manual contains up-to-date technical specifications as of printing. However, specifications contained herein may not conform to your particular product since Takstar is constantly improving its products. Also, specifications, devices or accessories available may vary from region to region. If you have any questions, please contact our local sales outlet. For the latest version/more information, please visit our website: <https://www.takstar.com/>

Copyright ©2025 TAKSTAR. TAKSTAR, 得胜 and their respective logos are registered trademarks or trademarks of Guangdong Takstar Electronic Co., Ltd. in the PRC, and/or other countries. All other trademarks are the property of their respective owners.

注意事项：

1. 本单为保修凭证，请用户妥善保管，如有遗失，恕不保修或退换。
2. 保修期限制：购买之日起十二个月内。
3. 除了不可抗力事件损坏外，由本公司负责，免费维修。
4. 如属保管不善或使用不当造成的损坏，维修点将酌情收费。
5. 擅自拆卸维修者，不予保修。
6. 以上保修条款仅限于中国市场适用（不含港澳台地区）。

产品服务保证书

姓名：_____ 电话：_____ 地址：_____

商品：_____ 型号：_____ 购买日期：_____ 年 ___ 月 ___ 日

维修记录栏（由维修员填写）	维修员签名	日期

◆广东得胜电声有限公司 ◆电话：400-6828-333 ◆地址：中国广东省惠州市博罗县龙溪街道夏寮村委会大门村夏照（得胜创业园）



扫一扫，了解更多产品
Scan for more
product information

广东得胜电声有限公司制造

地址：中国广东省惠州市博罗县龙溪街道夏寮村委会
大门村夏照（得胜创业园）

服务热线：400 6828 333 传真：0752 6383950

邮箱：xs@takstar.com

网址：www.takstar.com

Designed & Manufactured by:

Guangdong Takstar Electroacoustic Co., Ltd.

Address: Takstar Innovation Park, Xiazhao,

Damen Village, Xialiao Village Committee,

Longxi Street, Boluo County, Huizhou City,

Guangdong, P.R. China

Tel: 86 752 6383644 Fax: 86 752 6383952

Email: sales@takstar.com

Website: www.takstar.com